

Lesson 27

✓ Objectives

The following language arts objectives are addressed in this lesson. Objectives aligning with the Common Core State Standards are noted with the corresponding standard in parentheses. Refer to the Alignment Chart for additional standards addressed in all lessons in this unit.

- ✓ Ask and answer questions (e.g., *who, what, where, when, why, how*), orally or in writing, requiring literal recall and understanding of the details and/or facts of a fiction text read independently (RL.2.1)
- ✓ Read decodable text that incorporates the letter-sound correspondences taught, with sufficient accuracy and fluency to support comprehension (RF.2.4)
- ✓ Read and understand decodable text that incorporates letter-sound correspondences taught, with purpose and understanding (RF.2.4a)

At a Glance	Exercise	Materials	Minutes
Warm-Up	Spelling Bee	spelling word lists from Lessons 1, 6, 11, 16, 21	10
Student Performance Task Assessment	Decoding Assessment	Worksheet 27.1	15
Reading Time	Whole Group: "The Final Battle"	<i>Sir Gus</i> ; Worksheet 27.2	20
Student Performance Task Assessment	Alphabetizing Assessment	Worksheet 27.3	15

Advance Preparation


In the Teacher Guide, you may want to tab the pages with spelling word lists in Lessons 1, 6, 11, 16, and 21 to use in a spelling bee.

Warm-Up

10 minutes

Spelling Bee

- Divide your class in whatever manner seems best.
- You may have students compete as teams or as individuals.
- Using the spelling words on the pages you tabbed in the Teacher Guide, conduct a spelling bee.

10 Decoding Assessment


Worksheet 27.1

- Ask students to turn to Worksheet 27.1.
- Tell them that you will be calling out a word for them to circle in each row. They should follow along and listen carefully, as you will only call the word two times.
- These are the words you should call out to students:
 - Row 1: across
 - Row 2: hadn't
 - Row 3: mother
 - Row 4: decide
 - Row 5: shove
 - Row 6: apple
 - Row 7: nation
 - Row 8: funnel
 - Row 9: couple
 - Row 10: cousin
- Ask students to turn the page over, and call out these words for them to circle:
 - Row 1: traction
 - Row 2: above
 - Row 3: dangerous
 - Row 4: wonderful
 - Row 5: love
 - Row 6: hideous
 - Row 7: petal
 - Row 8: fossil
 - Row 9: cheerful
 - Row 10: animal
- Record student scores on the appropriate form located at the end of this lesson.

Whole Group: “The Final Battle”



Chapter 18: “The Final Battle”



Worksheet 27.2


- Ask students to turn to Chapter 18 in their Reader.
- Tell them that this is the last story in *Sir Gus*.
- Ask them to summarize what has happened so far in the battle with the Black Knight.
- Ask them to predict how the story will end.
- Record their predictions.
- Ask them to read silently to find out how the story ends.
- This is a good time for you to circulate and make notes on the Anecdotal Reading Record OR pull aside a student needing extra help with reading the story.
- Optional: If students finish early, they may complete Worksheet 27.2.

Wrap-Up

- Lead students in a discussion of how the story ends.

Student Performance Task Assessment

15 minutes**10 Alphabetizing Assessment**



Worksheet 27.3

- Ask students to turn to Worksheet 27.3.
- Tell them to put these words in alphabetical order using whichever strategy they would prefer.
- Tell students to do their very best work, and if they finish before everyone else to check over their work.
- Record student scores on the appropriate form located at the end of this lesson.

